


04107 - 04108 

ISTRUZIONI DI MONTAGGIO
MONTAGEANLEITUNG
INSTALLATION INSTRUCTIONS
INSTRUCTIONS DE MONTAGE
INSTRUCCIONES PARA EL MONTAJE

IT - Inserire i terminali nel connettore presente nella confezione.

EN - Insert the terminals into the connector supplied with the package.

FR - Insérer les terminaux dans le connecteur fournit dans la confection.

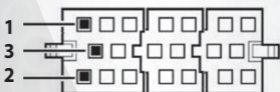
DE - Terminals in den beigelegten Verbinder eingeben.

ES - Insertar los terminales en el conector presente en el envase.

FIAT '07> - ALFA '07> - LANCIA '07>

FUNZIONE AUX-IN CON TASTO SRC

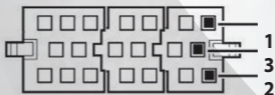
AUX-IN ON RADIO-KEYS SRC



1 Rosso/Red (Right Ch) **2** Bianco/White (Left Ch) **3** Nero/Black (Ground)

FUNZIONE AUX-IN CON TASTO CD

AUX-IN ON RADIO-KEYS CD

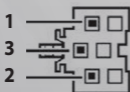


1 Rosso/Red (Right Ch) **2** Bianco/White (Left Ch) **3** Nero/Black (Ground)

RENAULT '07>

FUNZIONE AUX-IN CON TASTO SRC

AUX-IN ON RADIO-KEYS SRC



CONNETTORE VERDE
GREEN CONNECTOR

1 Rosso/Red (Right Ch) **2** Bianco/White (Left Ch) **3** Nero/Black (Ground)